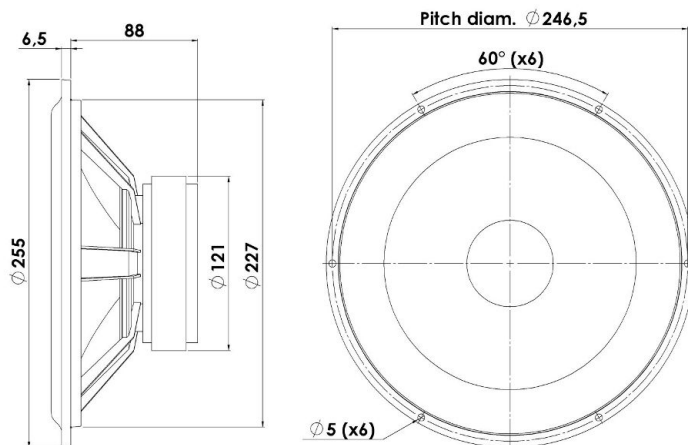




WOOFER

25W/8565-00

The Symmetric Drive (SD-1) concept with copper in the magnet system was invented by Scan-Speak. High-quality magnet system design has thus been a key feature of Scan-Speak design since the company's inception. The Classic woofers are highly praised, and are used in some of the world's most exceptional high-end Loudspeakers. Some feature Kevlar cones, others have the innovative Carbon fibre/Paper cones.



KEY FEATURES:

- Patented Symmetrical Drive Motor Design
- Low-Loss linear suspension
- Low Damping SBR Rubber Surround
- Low Resonance Freq. 20Hz
- Air Dried Paper/Carbon Fibre Cone
- 42mm Voice Coil

T-S Parameters

Resonance frequency [fs]	20 Hz
Mechanical Q factor [Qms]	5.40
Electrical Q factor [Qes]	0.44
Total Q factor [Qts]	0.41
Force factor [Bl]	8.2 Tm
Mechanical resistance [Rms]	1.00 kg/s
Moving mass [Mms]	43 g
Compliance [Cms]	1.47 mm/N
Effective diaph. diameter [D]	205 mm
Effective piston area [Sd]	330 cm ²
Equivalent volume [Vas]	225 l
Sensitivity (2.83V/1m)	88 dB
Ratio Bl/√Re	3.50 N/√W
Ratio fs/Qts	49 Hz

Notes:

IEC specs. refer to IEC 60268-5 third edition.
All Scan-Speak products are RoHS compliant.
Data are subject to change without notice.
Datasheet updated: January 30, 2013.

Electrical Data

Nominal impedance [Zn]	8 Ω
Minimum impedance [Zmin]	6.2 Ω
Maximum impedance [Zo]	73.0 Ω
DC resistance [Re]	5.5 Ω
Voice coil inductance [Le]	0.4 mH

Power Handling

100h RMS noise test (IEC 17.1)	100 W
Long-term max power (IEC 17.3)	200 W

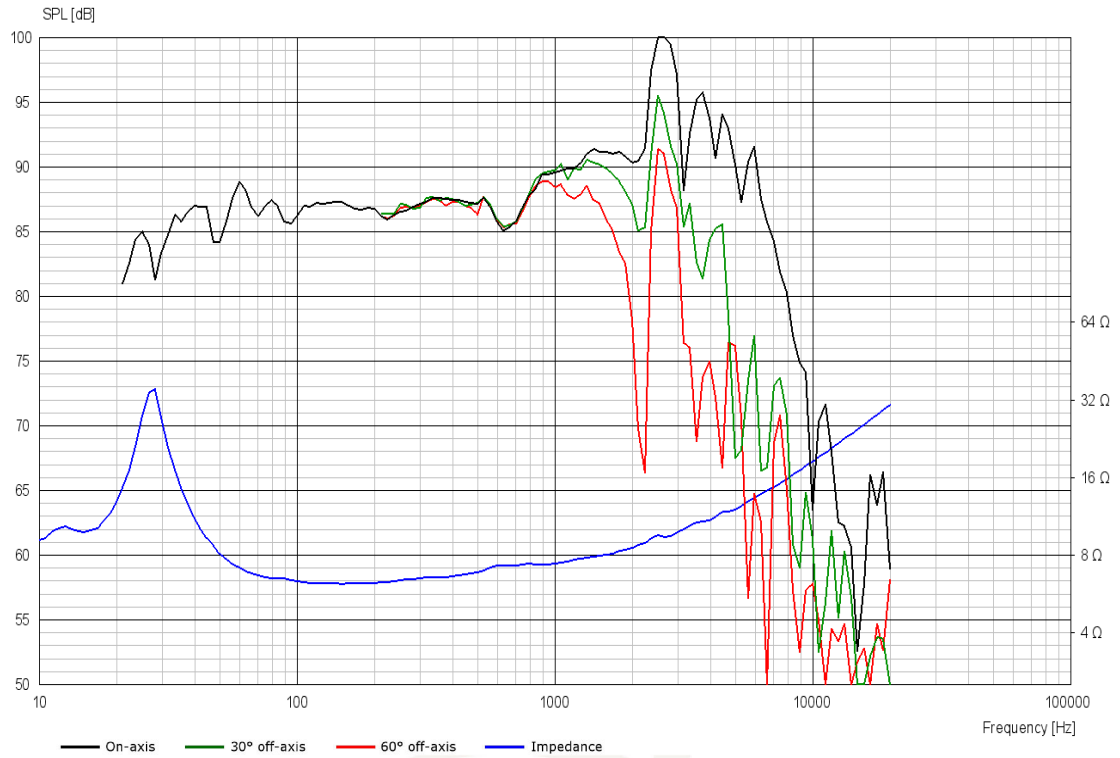
Voice Coil & Magnet Data

Voice coil diameter	42 mm
Voice coil height	19 mm
Voice coil layers	2
Height of gap	6 mm
Linear excursion	± 6.5 mm
Max mech. excursion	± 12 mm
Unit weight	2.3 kg

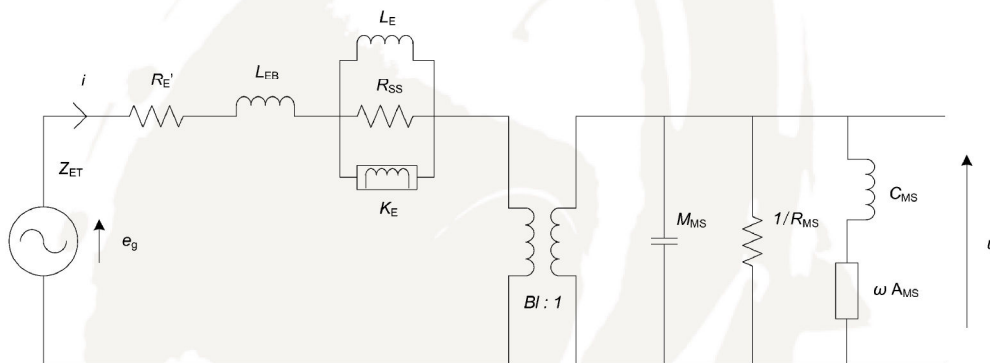


WOOFER

25W/8565-00



Advanced Parameters (Preliminary)



Electrical data

Resistance [$R_{E'}$]	5.52 Ω
Free inductance [L_{EB}]	0.159 mH
Bound inductance [L_E]	1.72 mH
Semi-inductance [K_E]	0.030 SH
Shunt resistance [R_{SS}]	125 Ω

Mechanical Data

Force Factor [BI]	7.75 Tm
Moving mass [M_{MS}]	41.3 g
Compliance [C_{MS}]	1.10 mm/N
Mechanical resistance [R_{MS}]	0.96 kg/s
Admittance [A_{MS}]	0.11 mm/N