

4.0" Midrange

**PURE  
SOUND**

Ultra Low Distortion  
Midrange



# PTT4.0M08-NAC-03 DATA SHEET

## KEY SPECIFICATIONS

- ⊙ Dedicated Midrange Driver with Enhanced Efficiency
- ⊙ Negligible Force Factor Modulation
- ⊙ Ultra Low Magnetic Hysteresis Distortion
- ⊙ Utilize PURIFI's Neutral Surround Technology
- ⊙ Designed and Manufactured in Denmark

Driver size	4"
DC resistance, $R_{DC}$	5.6 $\Omega$
Resonance freq., $f_s$	50 Hz
Total Q factor, $Q_{ts}$	0.32
Effective piston area	57 cm <sup>2</sup>
Equivalent volume, $V_{as}$	4.9 L
SPL@2.83V <sub>rms</sub> /1m	84.5 dB
Linear $X_{max}$	+/- 2.9 mm
Mechanical $X_{max}$	+/- 13.7 mm
IEC Power handling	TBD
Cone material	Black Anodized Aluminum

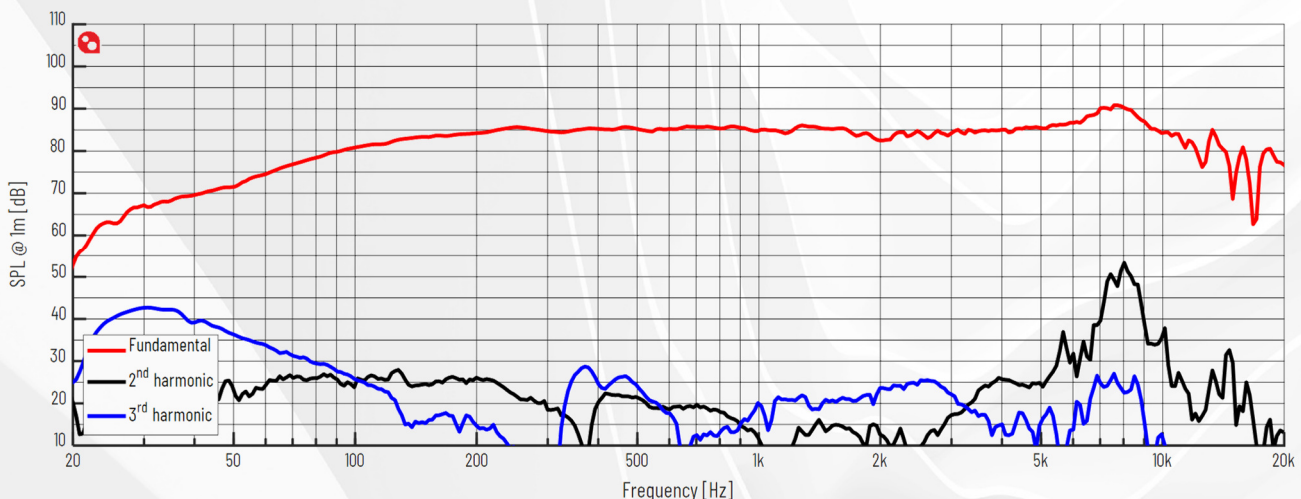


Figure 1 Frequency Response 2.83Vrms @1m

# 1 Specifications

## 1.1 Electrical & Acoustical Parameter

Parameter		Typ	Unit
$Z_n$	Nominal impedance	8	$\Omega$
$Z_{min}$	Minimum impedance above resonance	6.0	$\Omega$
$f_{min}$	Frequency for minimum impedance	387	Hz
$Z_o$	Maximum impedance	83	$\Omega$
$R_{DC}$	DC resistance	5.6	$\Omega$
$L_e$	Voice Coil inductance @ 1kHz 0mm	0.36	mH
SPL	SPL@2.83V <sub>rms</sub> /1m, 1000Hz-2800Hz, ref. 20 $\mu$ Pa (infinite baffle / 2pi)	84.5	dB
	SPL@1W( $Z_{min}$ )/1m, 1000Hz-2800Hz, ref. 20 $\mu$ Pa (infinite baffle / 2pi)	83.2	dB

Table 1 Electrical &amp; Acoustical Parameters

## 1.2 T/S & Lumped Parameters

Parameter		Typ	Unit
$f_s$	Resonance frequency	50	Hz
$Q_{ms}$	Mechanical Q factor	4.7	-
$Q_{es}$	Electrical Q factor	0.34	-
$Q_{ts}$	Total Q factor	0.32	-
$V_{as}$	Equivalent volume	4.9	L
$S_d$	Effective piston area	56.7	cm <sup>2</sup>
$D$	Effective piston diameter	8.5	cm
$Bl$	Force factor	7.0	N/A
$R_{ms}$	Mechanical resistance	0.64	kg/s
$M_{ms}$	Moving mass	9.7	g
$C_{ms}$	Suspension compliance	1.07	mm/N

Table 2 T/S &amp; Lumped Parameters

## 1.3 Mechanical Properties

Parameter		Typ	Unit
<b>Excursion Properties</b>			
$X_{max}$	Linear excursion = (Voice Coil length - Airgap height) / 2	+/-2.9	mm
	Mechanical excursion	+/-13.7	mm
<b>Physical Dimensions</b>			
	Basket diameter	125	mm
	Cutout diameter	101	mm
	Mounting hole pattern diameter	115	mm
	Mounting hole diameter	4.2	mm
	Magnet diameter	90	mm
	Outer flange height	3.2	mm
	Build-in depth	73.5	mm
	Weight	1.25	kg
<b>Voice Coil Properties</b>			
	Voice Coil diameter	30	mm
	Voice Coil length	9.9	mm
	Voice Coil layers	4	-
	Airgap height	4	mm
	Winding material	CCAW	-

Table 3 Mechanical Properties

## 1.4 Power Handling

Parameter		Typ	Unit
	Long term maximum power (IEC268-5 18.2)	TBD	W
	Rated noise power, 100h (IEC268-5 18.4)	TBD	W

Table 4 Power Handling

### 1.5 Typical Performance, Graphs

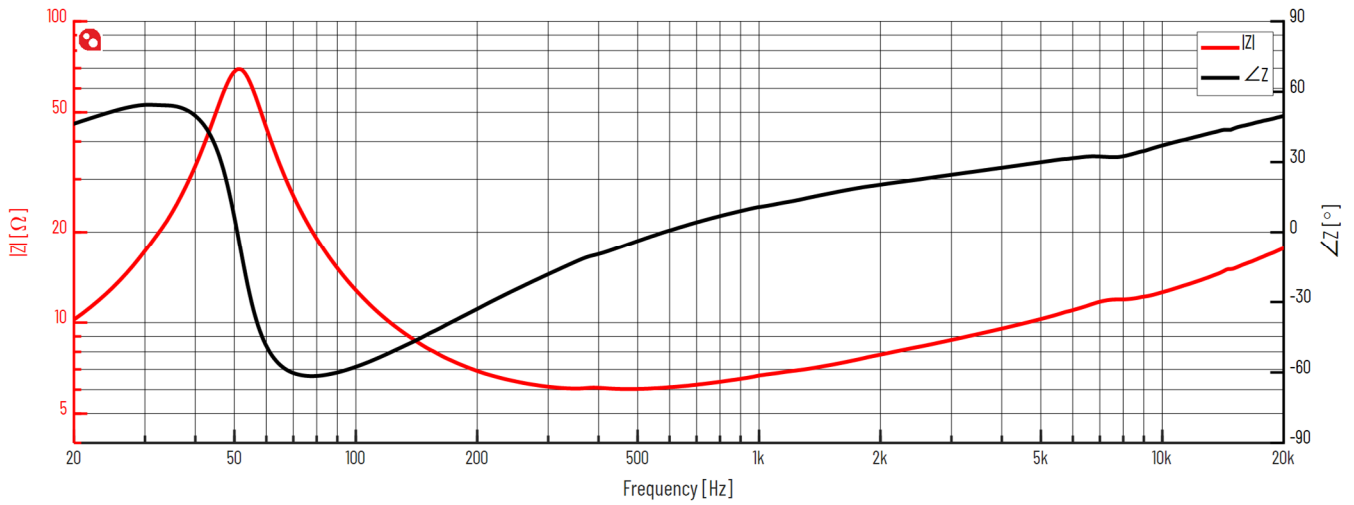


Figure 2 Impedance Response @ 2.83V

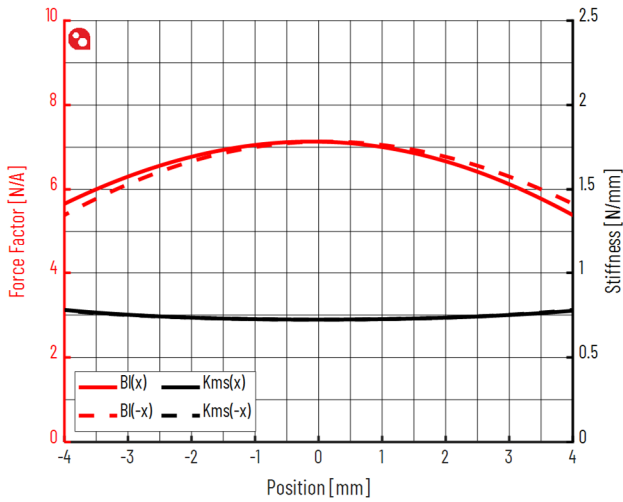


Figure 3 Force Factor and Stiffness vs Voice Coil Position

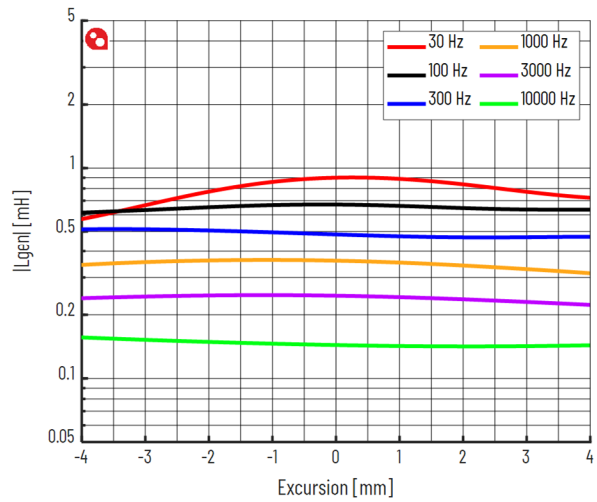


Figure 4 Inductance vs Voice Coil Position

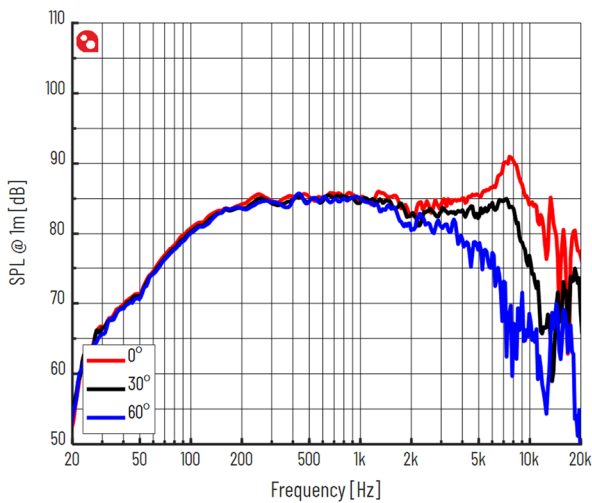


Figure 5 Axial Frequency Response @ 1m, 2.83Vrms

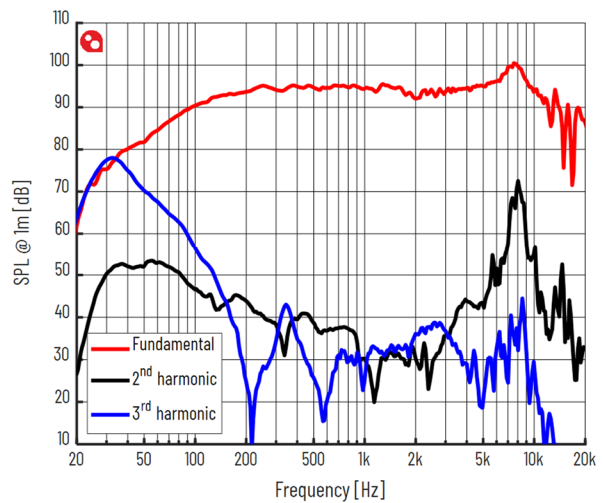


Figure 6 Frequency Response @ 1m, 94dB

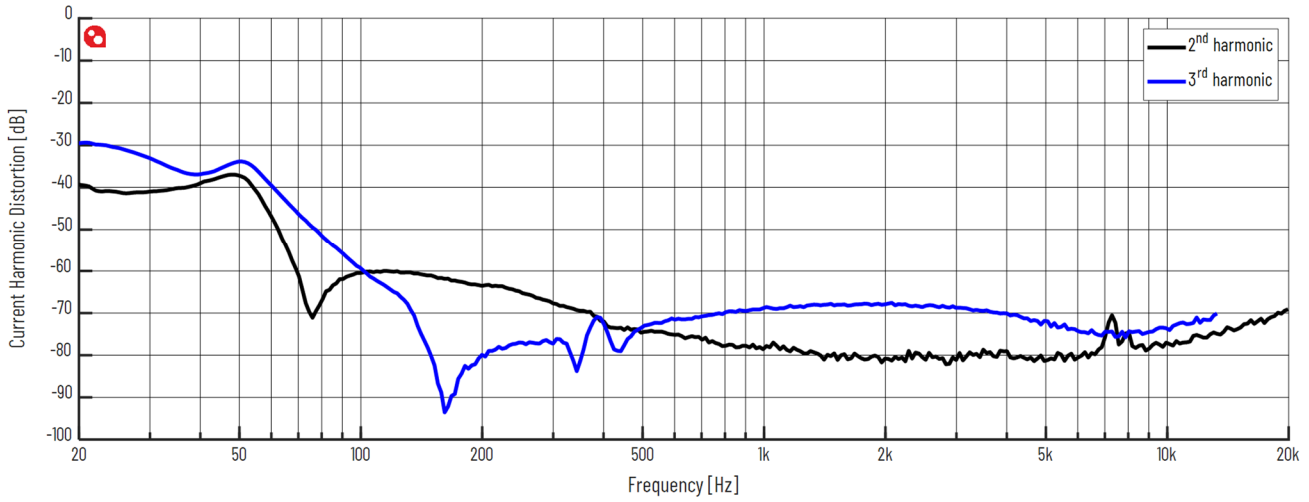


Figure 7 Current Harmonic Distortion @ 2.83Vrms

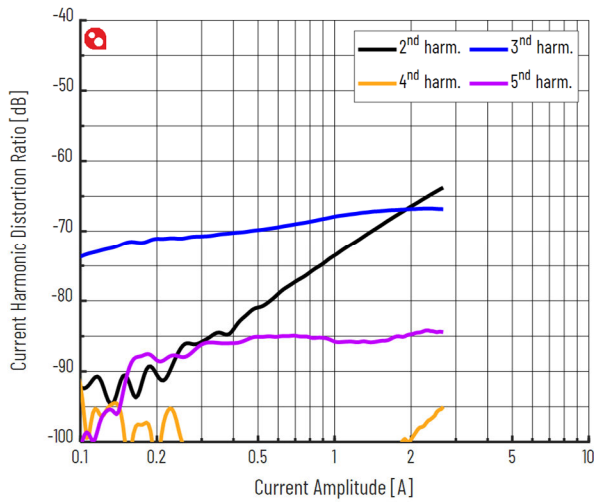


Figure 8 Current Harmonic Distortion @ 1kHz, 0-28.3Vrms

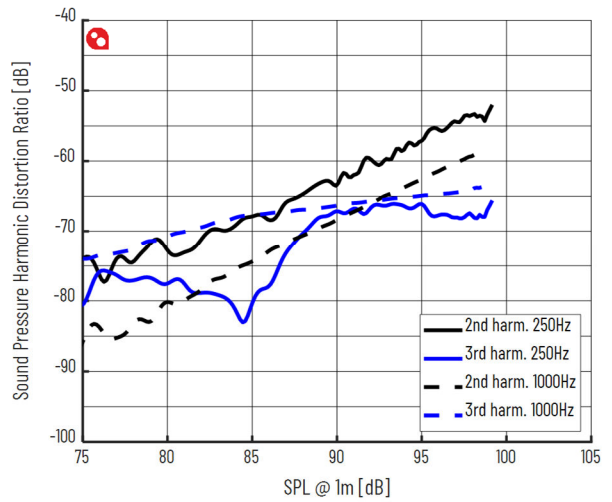


Figure 9 Sound Pressure Harmonic Distortion @ 1m, 0-28.3Vrms

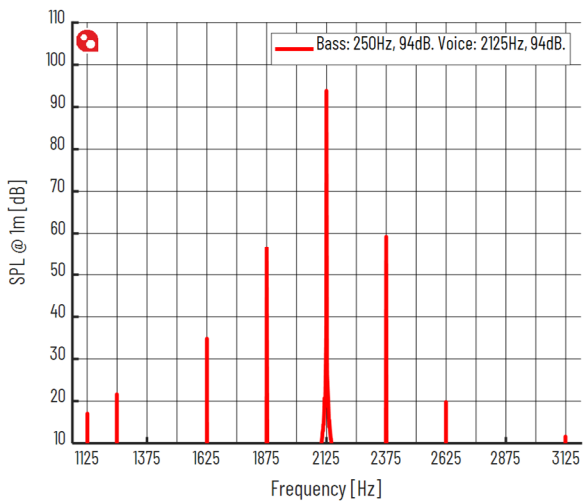


Figure 10 Intermodulation Distortion @ 250Hz 94dB, 2125Hz 94dB

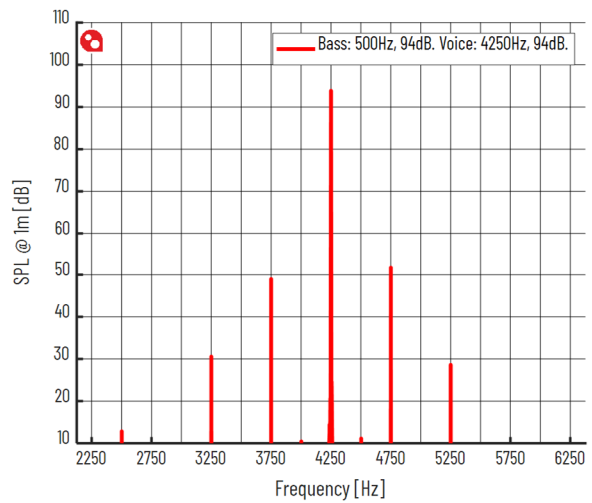
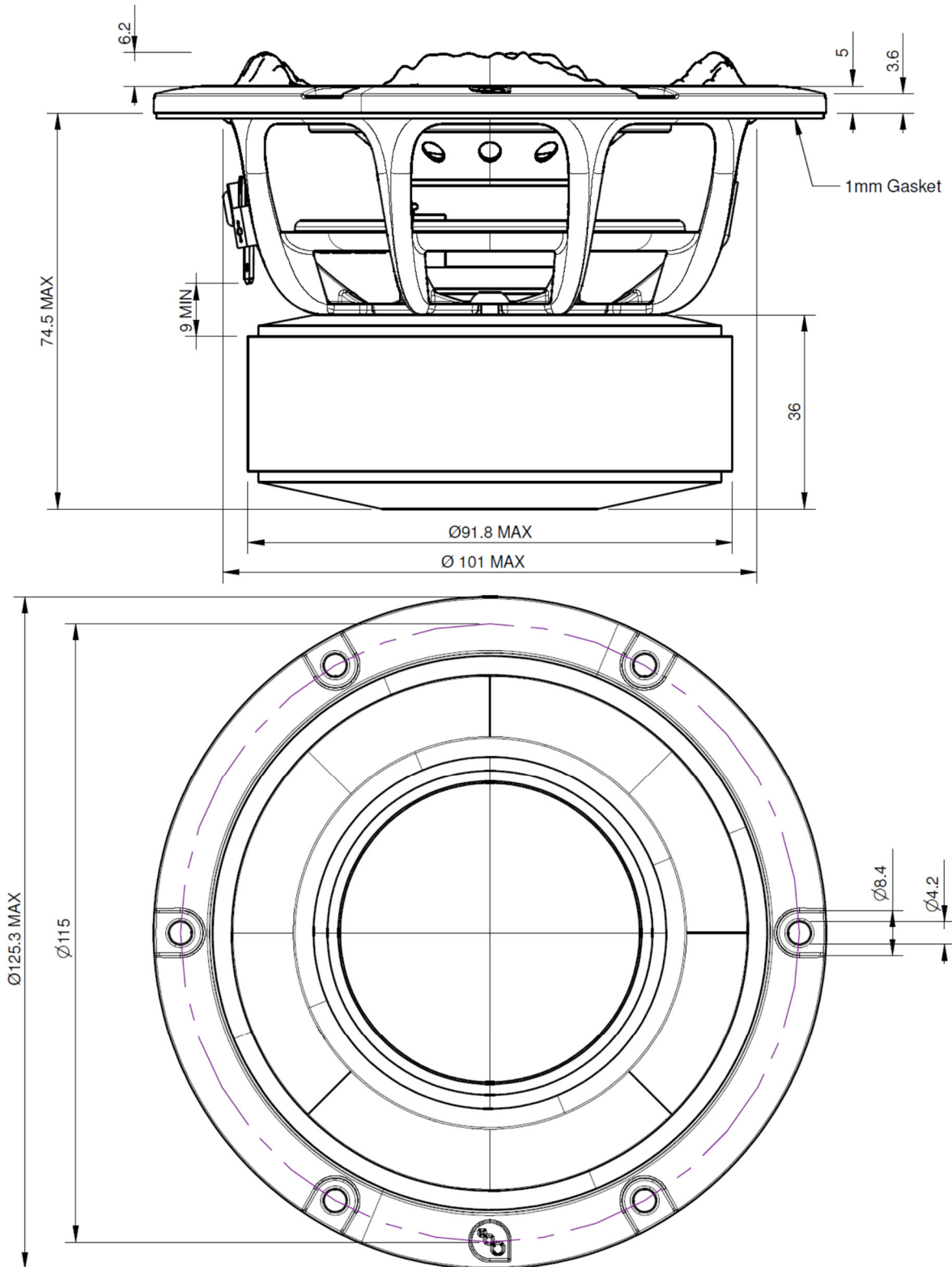


Figure 11 Intermodulation Distortion @ 500Hz 94dB, 4250Hz 94dB

## 2 Drawings



Accuracy of Information: To the extent PURIFI ApS provides information on function and specifications, PURIFI ApS attempts to be as accurate as possible. However, PURIFI ApS does not warrant the accuracy of information on its website and other documents as accurate, complete, reliable, current, or error-free. All data and information in the Data Sheet are subject to change.