



# PowerSlim6

## Ultra Slim Mid-woofer

Ø 6", Ø 2.1" voicecoil, 4Ω

### SPECIFICATIONS

#### General Data

Overall Dimensions	<b>DxH</b>	160mm x 16.7mm(6.3" x 0.65")
Nominal Power Handling (DIN)	<b>P</b>	80 W
Transient Power 10ms		
Sensitivity 2.83V/1M		84 dB SPL
Frequency Response		See graph
Cone Material		Composite Paper
Net Weight	<b>Kg</b>	0.48

#### Electrical Data

Nominal Impedance	<b>Z</b>	4Ω
DC Resistance	<b>Re</b>	4Ω
Voice Coil Inductance @ 1KHz	<b>LBM</b>	0.17mH

#### Voice Coil and Magnet Parameters

Voice Coil Diameter	<b>DIA</b>	54mm
Voice Coil Height		9mm
HE Magnetic Gap Height	<b>HE</b>	4mm
Max. Linear Excursion	<b>X</b>	± 2.5mm
Voice Coil Former		Aluminum
Voice Coil Wire		Hexatech™ Aluminum
Number Of Layers		2
Magnet System Type		Neodymium Vented
B Flux Density	<b>B</b>	
BL Product	<b>BXL</b>	4.64 T.m

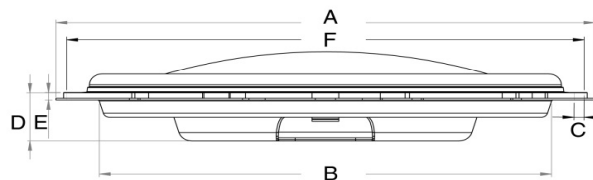
#### T-S Parameters

		Small Signal	1 V
Suspension Compliance	<b>Cms</b>		0.28 mm/N
Mechanical Q Factor	<b>Qms</b>		2.47
Electrical Q Factor	<b>Qes</b>		1.55
Total Q Factor	<b>Qts</b>		0.95
Mechanical Resistance	<b>Rms</b>		3.37 ΩM
Moving Mass	<b>Mms</b>		20 g
Eq. Cas Air Load (liters)	<b>VAS</b>		7.7 L
Resonant Frequency	<b>Fs</b>		66 Hz
Effective Piston Area	<b>SD</b>		141 cm <sup>2</sup>

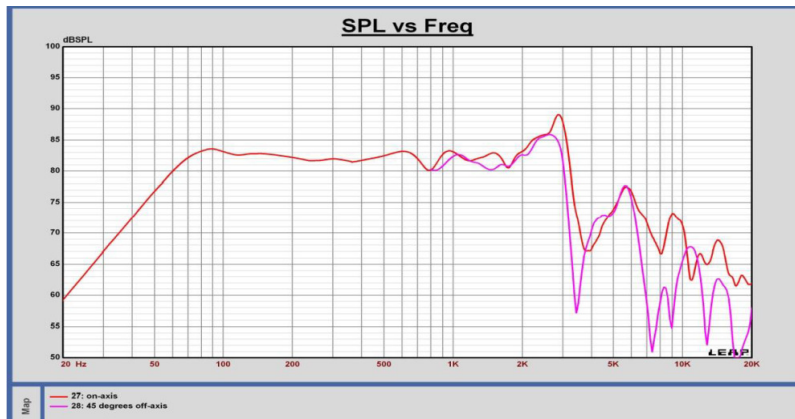
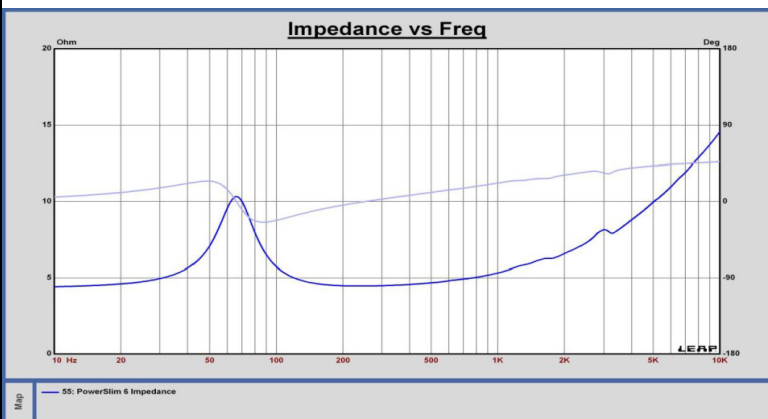
#### FEATURES

- ▶ Ultra Shallow Profile
- ▶ 2.1" Large Hexatech™ Aluminum voice coil
- ▶ Neodymium Magnet System
- ▶ High power handling

#### UNIT DIMENSIONS



A - Overall diameter	160mm
B - Cut out diameter	134mm
C - Flange thickness	1.3mm
D - Overall height	33.4mm
E - Basket depth	14.1mm
F - Mounting holes location diameter	154mm
G - 4 Mounting holes, at 90° interval, inner hole diameter	Ø 3 mm



Driver is mounted rigidly in free air with no baffle or enclosure. Input signal is a stepped sinusoidal at 1VRMS. Impedance is measured using constant-voltage method. No smoothing was applied.

Driver was mounted rigidly on an IEC baffle. Microphone distance is 0.5m, input voltage 2.83VRMS and normalized to 1m. 1/12 octave smoothing was applied.