



TSCT 1044

Titanium Supreme Coppersleeve Tweeter

Ø 104 mm, 4Ω



SPECIFICATIONS

General Data

Overall Dimensions	DxH	104mm x 32.3mm(4" x 1.27")
Nominal Power Handling (DIN)	P	200 Watt
Transient Power 10ms		
Sensitivity 2.83V/1M		95 dB SPL
Frequency Response		See graph
Dome Material		Acuflex™ coated silk dome
Net Weight	Kg	0.5

Electrical Data

Nominal Impedance	Z	4Ω
DC Resistance	Re	4.19Ω
Voice Coil Inductance @ 1KHz	LBM	0.047mH

Voice Coil and Magnet Parameters

Voice Coil Diameter	DIA	28mm
Voice Coil Height		2mm
HE Magnetic Gap Height	HE	4mm
Max. Linear Excursion	X	± 1mm
Voice Coil Former		Titanium
Voice Coil Wire		Hexatech™ 100% Aluminum
Number Of Layers		2
Magnet System Type		Neodymium Vented
B Flux Density	B	
BL Product	BXL	

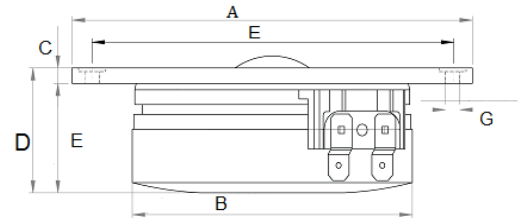
T-S Parameters

	Small Signal	1 volts
Suspension Compliance	Cms	
Mechanical Q Factor	Qms	2.41
Electrical Q Factor	Qes	0.53
Total Q Factor	Qts	0.43
Mechanical Resistance	Rms	3.37 ΩM
Moving Mass	Mms	
Eq. Cas Air Load (liters)	VAS	
Resonant Frequency	Fs	591 Hz 573 Hz
Effective Piston Area	SD	6.00 cm ²

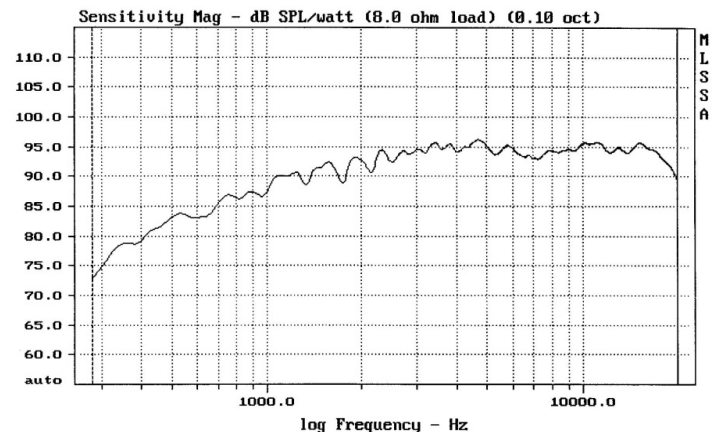
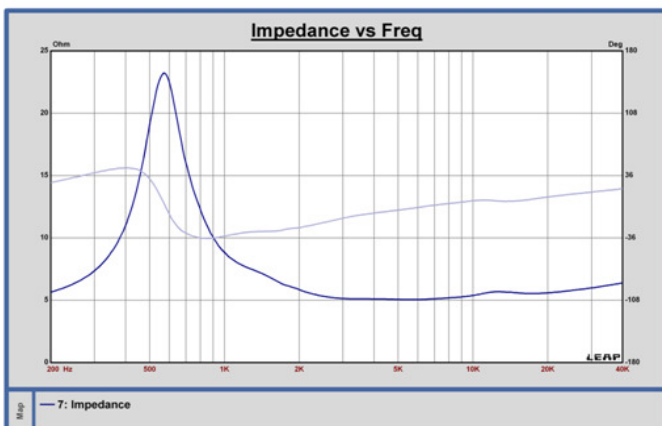
FEATURES

- ▶ Underhung voice coil
- ▶ 1½" Large Hexatech™ Aluminum voice coil
- ▶ Neodymium flat pancake magnet
- ▶ High power handling
- ▶ 104 mm IDR™ Improved dispersion Recess
- ▶ Titanium VC Former
- ▶ Replaceable Acuflex™ dome/coil assembly
- ▶ Aluminum die-cast rear chamber
- ▶ Copper shorting ring (in & out)

UNIT DIMENSIONS



A - Overall diameter	104mm
B - Cut out diameter	72.8mm
C - Flange thickness	3.0mm
D - Overall height	32.3mm
E - Basket depth	28.3mm
F - Mounting holes location diameter	94mm
G - 6 Mounting holes, at 60° interval, inner hole diameter	Ø 3.7 mm



Driver is mounted rigidly in free air with no baffle or enclosure. Input signal is a stepped sinusoidal at 1VRMS. Impedance is measured using constant-voltage method. No smoothing was applied.

Driver was mounted rigidly on an IEC baffle. Microphone distance is 0.5m, input voltage 2.83VRMS and normalized to 1m. 1/12 octave smoothing was applied.