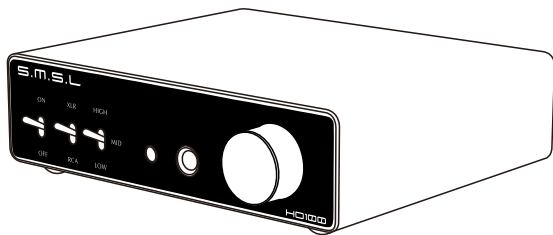


S.M.S.L



H01000

使用说明书



## 安全注意事项

- 请将本音响系统安装在通风良好、阴凉、干燥、干净的位置，远离直射阳光热源、振动、灰尘、潮湿或寒冷。
- 只能使用本机指定的电压。使用高于指定数值的电压很危险，而且可能导致火灾，损坏本机或造成人身伤害。对于使用高于指定电压造成的任何损害，我司将不负任何责任。
- 不要试图自行改造或修理本机。如果需要任何服务，请与销售或者我司客服人员联系。不管有任何理由，都没有打开机壳的必要。
- 如果打算长时间不使用本机（比如度假时），请从墙壁交流电源插座上断开电源线的连接。

### 重要提示：

本说明书内容如有更新，恕不另行通知。若您使用的产品功能与说明书不一致时，请以产品为准！

## 保修条款

### 一、服务期限

佛山双木三林科技有限公司承诺产品的良好品质，产品自售出之后7天内正常使用情况下出现故障，客户可以选择退货或者保修（不影响二次销售才可退货）。正常使用一年内出现故障可以免费保修。

二、购买日期以销售商开出的购机发票或收据日期为准，网购可以交易截图为准。

### 三、有以下情况都不能享受“三包”服务

1. 一切人为因素损坏，包括非正常工作环境下使用或不按照说明书使用。
2. 用户私自拆机、改装、维修。
3. 使用非指定或许可的配件造成损坏的。
4. 机身的QC或保修贴损毁。
5. 不能出示有效购机凭证。
6. 不属于本公司产品。

### 四、保修方式为送修

此条款只适于中国大陆，其它地区请参考当地销售代理商的规定和国家法规。

## 产品特点

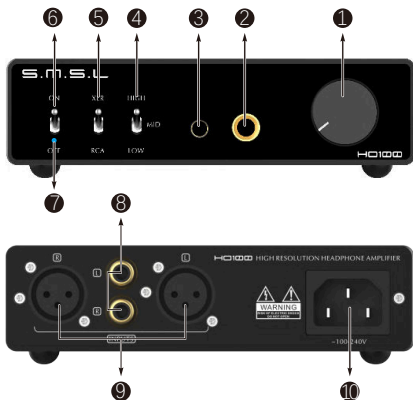
- 超低失真精密反馈电路,失真度低至0.00006%!
- 超低噪声电源设计,使输出噪声低到1.3uV(APX555B实测值,不是等效值!)
- 经典复古拨动开关操作;
- 超紧凑设计,非常适合桌面耳机系统;
- 高精度低温漂电阻,性能不受温度影响;
- 高品质继电器和无冲击声设计;
- 16欧姆输出功率达3W,32欧时达到1.5W;
- 20Hz至500kHz频率响应;
- 高中低三挡可切换增益控制;
- 耳机放大器具有直流,过压等全面保护;
- 使用高效低噪声的电源系统。

## 技术参数

输入方式 .....	非平衡x1,平衡x1
耳放输出方式 .....	6.35mm非平衡x1,4.4mm平衡x1
输出功率 .....	3W x 2 (16 Ω)
.....	1.5W x 2 (32 Ω)
.....	200mW x 2 (300 Ω)
.....	100mW x 2 (600 Ω)
信噪比 .....	134dB
动态范围 .....	134dB
剩余噪音 .....	1.3uV
THD+N .....	-123dB, 0.00006% (1kHz, 32 Ω)
THD .....	<-125dB,0.00005%
输入阻抗 .....	47kΩ
耳放输出阻抗 .....	接近 0 Ω
频率响应 .....	20Hz - 500kHz(-3dB)
增益 .....	低(-9.5dB),中(0dB),高(+15.5dB)
能量功耗(EN60065) .....	<30W
待机功耗 .....	<0.5W
体积.....	150x128x39mm(WxHxD)
重量 .....	560g / 1.23lbs

规格时有变更,恕不另行通知。

## 部件介绍



- |               |                         |
|---------------|-------------------------|
| 1 音量旋钮        | 6 开关                    |
| 2 6.35mm耳机插座  | 7 指示灯                   |
| 3 4.4mm平衡耳机插座 | 8 RCA输入                 |
| 4 增益选择        | 9 XLR平衡输入               |
| 5 输入选择        | 10 AC电源输入接口(AC100-240V) |

### 注:

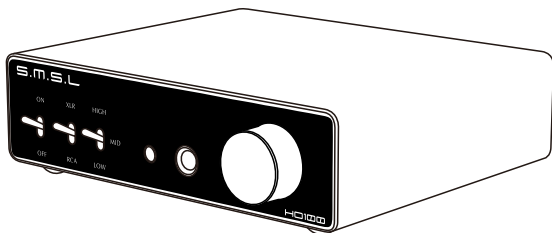
1. 连接耳机前请调小音量，以免音量过大损坏耳机；
2. 根据健康专家的建议，请勿长时间聆听耳机以免影响听力；
3. 指示灯开机后为蓝色，若红色闪烁表示系统触发保护。

S.M.S.L



H01000

USER MANUAL



The contents of this manual may be changed with the edition,  
and are subject to change without notice

Ver 1.0

## Safety Notes

- Install this unit in a well ventilated, cool, dry, clean place-away from direct sunlight, heat sources, vibration, dust, moisture, or cold..
- Use the voltage specified on this unit Only. Using this unit with a higher voltage than specified is dangerous and may cause fire , damage to this unit, or personal injury. Our company will not be held responsible for any damage resulting from the use of this unit with a voltage other than that specified.
- Do not attempt to modify or fix this unit by yourself. Contact alesperson or customer service when any service is needed. The cabinet should never be opened for any reason.
- When not planning to use this unit for long periods of time (i.e. when going on vacation), disconnect the power cable from the AC wall outlet.

### **Important note:**

The product specifications and information mentioned in this manual are for reference only. The content of this manual is subject to change without notice.

## Warranty Terms

### 1.The Term of Service

Foshan Shuangmusanlin Technology Co., Ltd promises to offer good-quality products. If the product is broken in 7 days after purchasing when you use it normally, you can choose to send it back for return, replacement or repairing (only the product does not affect the second sales can be returned ). Repairing for free in one year if you use it normally.

2.Date of purchase is in accordance with the date on invoice or receipt used by seller, and if you buy it on line, you can show the screenshot of trade.

3.If an inappropriate usage causes the unit damaged, the warranty will be void. As below.

- All damages by inappropriate use, including using it under non-normal working environment or without following the instructions.
- Dismantling, refitting, repairing by user in private.
- Causing damage by using some fittings instead of the designative or accredited ones.
- Cannot provide credible proof of purchase.

4.Sending it back to our company for repairing.

5.Contact your S.M.S.L Audio reseller for a return or replacement.

## Features

- Ultra-low distortion precision feedback circuit, distortion as low as 0.00006%!
- Ultra-low noise power supply design, so that the output noise is as low as 1.3uV (APX555B measured value, not equivalent);
- Classic Toggle Switch for Operation;
- Ultra-compact design, suitable for desktop headphone system;
- High precision low temperature drift resistance, its performance is not affected by temperature;
- High quality relays and popless sound design;
- 3 Watts into 16 Ohm, 1.5 Watts into 32 Ohm;
- 20 Hz to 500 kHz Frequency Response;
- High , middle and low three gears can switch gain control;
- The headphone amplifier has DC, comprehensive protection such as overvoltage and thermal protection;
- Use high-efficiency and ultra-low noise power system.

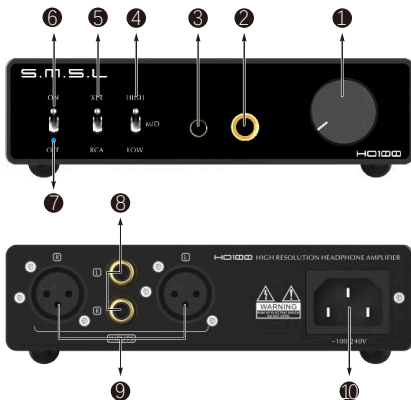


## Specifications

Input.....	Unbalanced x1, Balanced x1
Headphone output.....	6.35mm unbalanced x 1, 4.4mm balanced x 1
Output Power.....	3W x 2 (16 $\Omega$ )
.....	1.5W x 2 (32 $\Omega$ )
.....	200mW x 2 (300 $\Omega$ )
.....	100mW x 2 (600 $\Omega$ )
SNR.....	134dB
Dynamic range.....	134dB
Output Noise.....	1.3uV
THD+N.....	-123dB, 0.00006% (1kHz, 32 $\Omega$ )
THD.....	<-125dB,0.00005%
Input Impedance.....	47k $\Omega$
Amp output Impedance.....	Near 0 $\Omega$
Frequency Response.....	20Hz - 500kHz(-3dB)
Gain.....	Low(-9.5dB) ,Middle(0dB) ,High(15.5dB)
Power consumption(EN60065).....	<30 W
Power consumption in standby mode.....	<0.5W
Size.....	150x128x39mm(WxHxD)
Weight.....	560g / 1.23lbs

Specifications are subject to change without notice.

## Display Interface and Instructions



- |                                 |              |                               |
|---------------------------------|--------------|-------------------------------|
| 1 Volume knob                   | Power switch | 6 Switch                      |
| 2 6.35mm headphone jack         |              | 7 Indicator light             |
| 3 4.4mm balanced headphone jack |              | 8 RCA input                   |
| 4 Gain selection                |              | 9 XLR balanced input          |
| 5 Input selection               |              | 10 Power AC input(AC100-240V) |

### Note:

- Please turn down the volume before connecting the headphones to avoid excessive volume damage to the headset.
- According to the advice of health experts, do not listen to the headphones for a long time so as not affect your hearing.
- The indicator light turns blue after it is turned on. Flashing red means the system has triggered protection.